

Selection procedure MAE-3

Date of the hearings 1 July 2020

From 15:00 to 15:40

Link: Join Microsoft Teams Meeting

INSTRUCTION
CANDIDATE

Online Procedure Interviews *VIA TEAMS*

Scientific NETwork South Tyrol



Instruction for the candidate

▶ How to access the video call

- ▶ Candidate

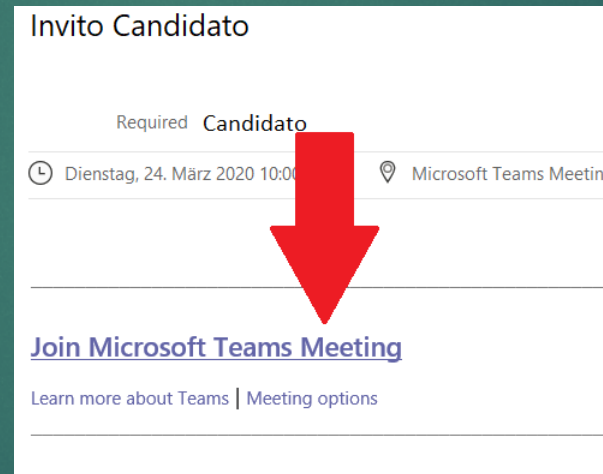
▶ Technical requirements:

- ▶ Email address
- ▶ Video: Web cam
- ▶ Audio: Headset (to grant audio quality)
- ▶ Browser: last version of edge or Chrome
- ▶ OS: Windows (higher than Windows 7, Mac, Linux (with limitations only -> not recommended)
- ▶ Bandwidth: Download min. 2 MBit/s - Upload min. 512 KBit/s -> the higher the bandwidth the better the audio/video quality

*You don't need to install anything.
If you have already installed teams, you
will also find the corresponding
instructions further on in this document*

NO ADMIN RIGHTS REQUIRED

- ▶ UNIBZ has send you an Outlook Calendar Invitation with a Link to the online interview.
- ▶ To start the online interview go to your Calendar invitation (Calendar or Mail)
- ▶ Click on the link inside «**Join Microsoft Teams Meeting**»



Instruction for the candidate – NO TEAMS INSTALLED

► How to access the video call

- Candidate

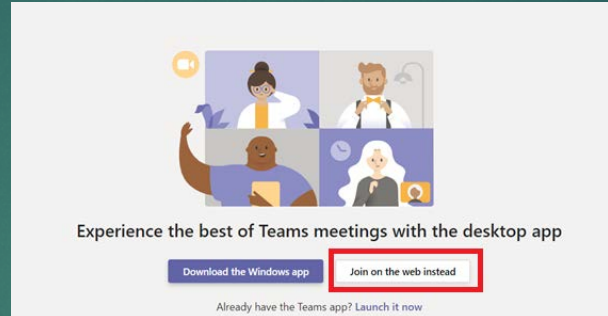
► Technical requirements:

- Email address
- Video: Web cam
- Audio: Headset (to grant audio quality)
- Browser: last version of edge or Chrome
- OS: Windows (higher than Windows 7, Mac, Linux (with limitations only -> not recommended)
- Bandwidth: Download min. 2 MBit/s - Upload min. 512 KBit/s -> the higher the bandwidth the better the audio/video quality

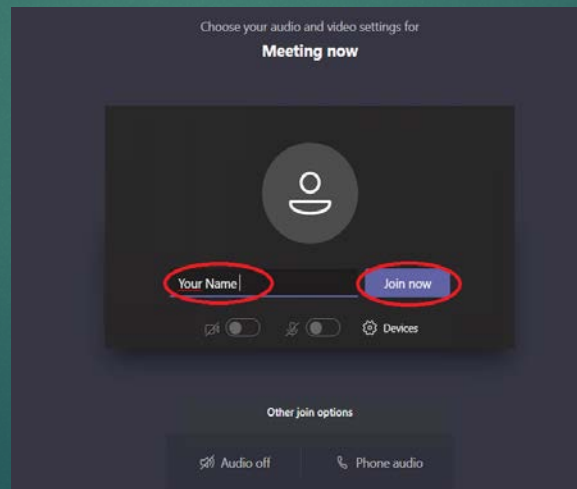
*You don't need to install anything.
If you have already installed teams, you
will also find the corresponding
instructions further on in this document*

NO ADMIN RIGHTS REQUIRED

► This window will open. Please click on «Join on the web instead»



► Insert your **SURNAME and NAME** in that order, for easier identification during the interview. And click on “Join now”



Congratulations, you're connected!
All the best for your interview 😊

Instruction for the candidate – TEAMS INSTALLED

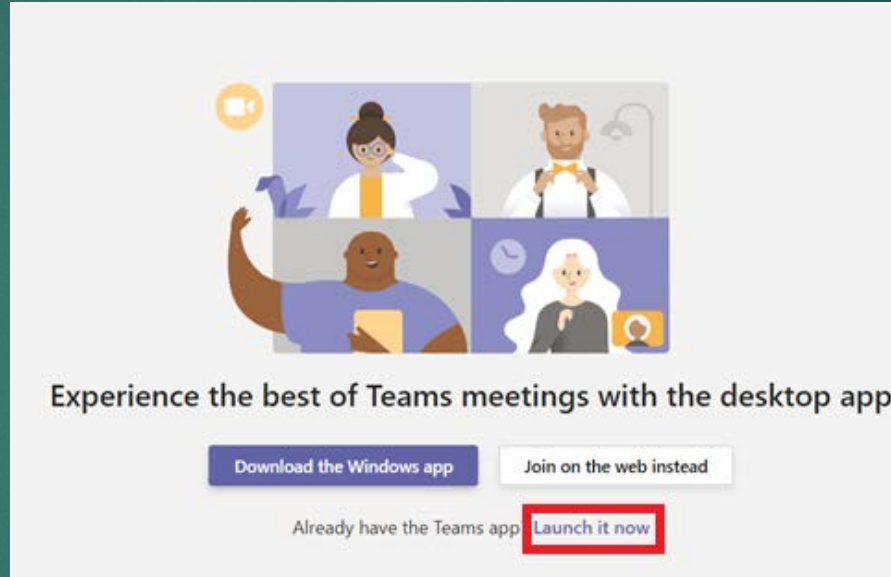
► How to access the video call

- Candidate

► Technical requirements:

- Email address
- Teams installed
- Video: Web cam
- Audio: Headset (to grant audio quality)
- Browser: last version of edge or Chrome
- OS: Windows (higher than Windows 7, Mac, Linux (with limitations only -> not recommended)
- Bandwidth: Download min. 2 MBit/s - Upload min. 512 KBit/s -> the higher the bandwidth the better the audio/video quality

- This window will open. Please click on «Launch it now»



*If this does not work, go back to the previous page:
"Instruction for external Member – NO TEAMS INSTALLED"*

- Don't forget to activate your Video & Audio

Congratulations, you're connected! 😊

Instruction for the candidate – Your identification

► How to access the video call

- Candidate

► Technical requirements:

- Email address
- Video: Web cam
- Audio: Headset (to grant audio quality)
- Browser: last version of edge or Chrome
- OS: Windows (higher than Windows 7, Mac, Linux (with limitations only -> not recommended)
- Bandwidth: Download min. 2 MBit/s - Upload min. 512 KBit/s -> the higher the bandwidth the better the audio/video quality

Please do not forget to hold
your identification document
ready



*In order to sustain the
discussion, you must be
equipped, with the exclusion of
others, of one of the following
currently valid documents of
recognition: identity card,
passport, driving license.*

All the best for your interview!